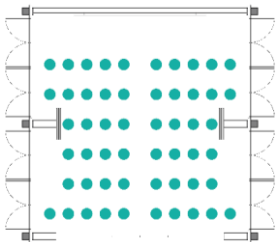
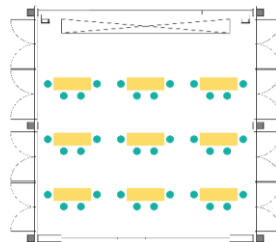
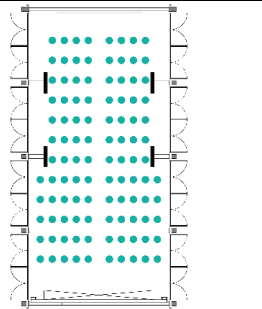
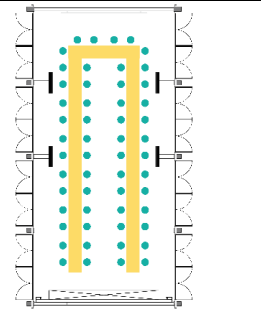
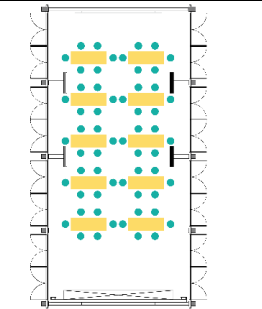
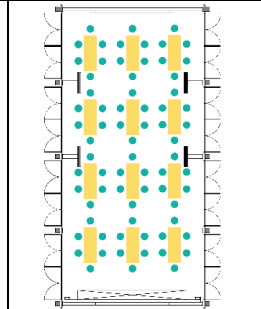




Function Room 1–3

Venue Information

Venue Size	Function Room 1–3: Approx. 122 m <sup>2</sup>	Function Room 1–2: Approx. 60.6 m <sup>2</sup> Function Room 3: Approx. 60.7 m <sup>2</sup>	
Capacity	Suggested Seating Capacity: Function Room 1–2/3: 40–50 people [Maximum Capacity: 60 people] Function Room 1–3: 90–100 people [Maximum Capacity: 120 people]		
Suggested Setting: Function Room 1–2/3	 		
Suggested Setting: Function Room 1–3	   		
Entrance Size	1.73 m x 2.41 m [W x H]		
Mirror Wall and Ballet Barre Size	There is a mirror wall (Size: 5.92 m x 2.89 m [W x H]) and a ballet barre (Size: 5.1 m [L]) in the Function Room 1.		
Floor Material	Vinyl Flooring		
Projection	Projector	Epson EB–1485Fi 5000 Lumens Laser Full HD Ultra Short Throw Projector (HDMI)	Function Room 1/3: 1 set each
	Screen	Grandview LF–MC100 100” diag. Motorized Tensioned Projection Screen (16:10)	
Audio	Mixer	Behringer X32 Compact Digital Mixer	Function Room 3: 1 unit
	Speaker	JBL Control 29AV 8” Driver 2–way High–Power On–wall Loudspeaker	8 nos.
	Microphone	Sennheiser EW–D835–S SET–R1–6 Wireless Handheld Microphone	4 nos.
Other Facilities	<ul style="list-style-type: none"> <li>The Function Room provides the following complimentary equipment for venue users to use:</li> </ul>		Maximum Quantity [Subject to availability]
	Stacking Chair		Function Room 1–2/3: 50 pcs. Function Room 1–3: 100 pcs.
	Table Version B Size: 1.5 m x 0.75 m x 0.745 m [L x W x H] or Version C Size: 1.81 m x 0.74 m x 0.74 m [L x W x H]		Function Room 1–2/3: 6 pcs. Function Room 1–3: 14 pcs.
	Air–conditioning, Basic Electricity, Working Light		
	Portable Wi–Fi		
	<ul style="list-style-type: none"> <li>Please refer to the “Venue and Facility Rate Card” for other charged equipment and services.</li> </ul>		
Remarks	<ul style="list-style-type: none"> <li>The equipment mentioned is not permanently installed. All necessary items such as the projector, sound equipment, chair, and table will be arranged during the booking period. Please allocate enough time for set–up, preparation, and resetting.</li> </ul>		